

BAXI S.p.A.



LUNA)
2000

Versions for
CANADA

SPARE PARTS LIST
- July 2005 -

HOW TO READ THE SPARE PARTS CATALOGUE

In the spare part catalogue, after the exploded diagrams, there are the components lists of the boilers; this is the meaning of the different columns:

Pos	Identification number of the component in the exploded diagram of the boiler.
Description	Short description of the component.
Code	BAXI S.p.A. code of the component.
Tab. XX	XX is the exploded diagram number of the boiler taken into consideration.
From serial number	Date (year and week) identifying the beginning of production of a component (taken from the serial number of the boiler). e.g. B005: year 2000 (B identifies the decade 2000-2009; 0 identifies the year) – 5th week . If the box is empty, the component is in use from the beginning of production of the boiler.
To serial number	Date (year and week) identifying the end of production of a component (taken from the serial number of the boiler). e.g. B012: year 2000 (B identifies the decade 2000-2009; 0 identifies the year) – 12th week . If the box is empty, the component is still in use.
Interchangeable	It identifies the interchangeability between the new component and the old one. YES: components are interchangeable. NO: components are <u>not</u> interchangeable.

Note

Every model of boiler is available in the version working with Natural Gas or in the version working with LPG. The boiler's code (composed of a prefix CSB and 9 numbers) identifies the version as follows:

6th number = 1: LPG version

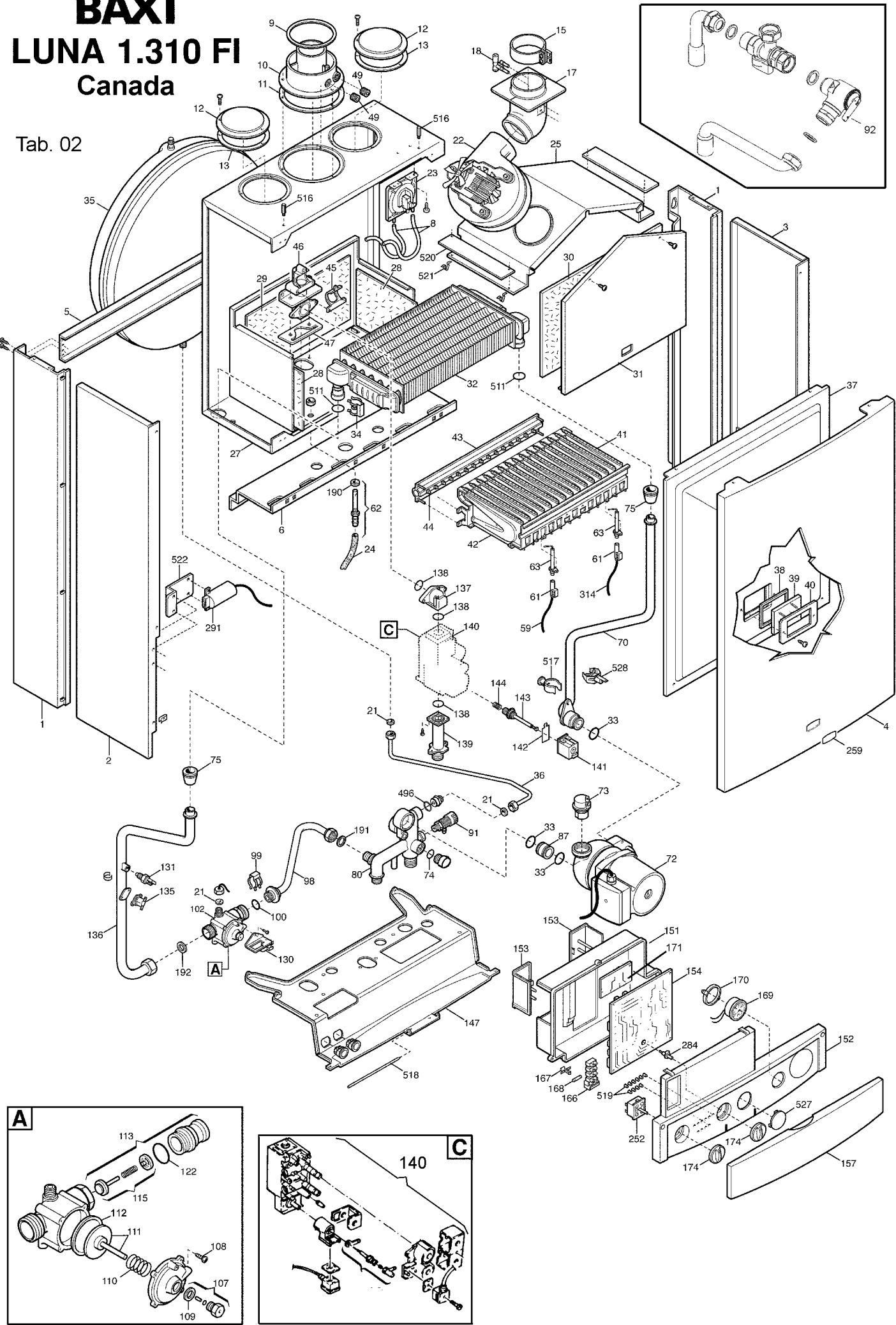
6th number = 3: Natural Gas version

BAXI

LUNA 1.310 FI

Canada

Tab. 02

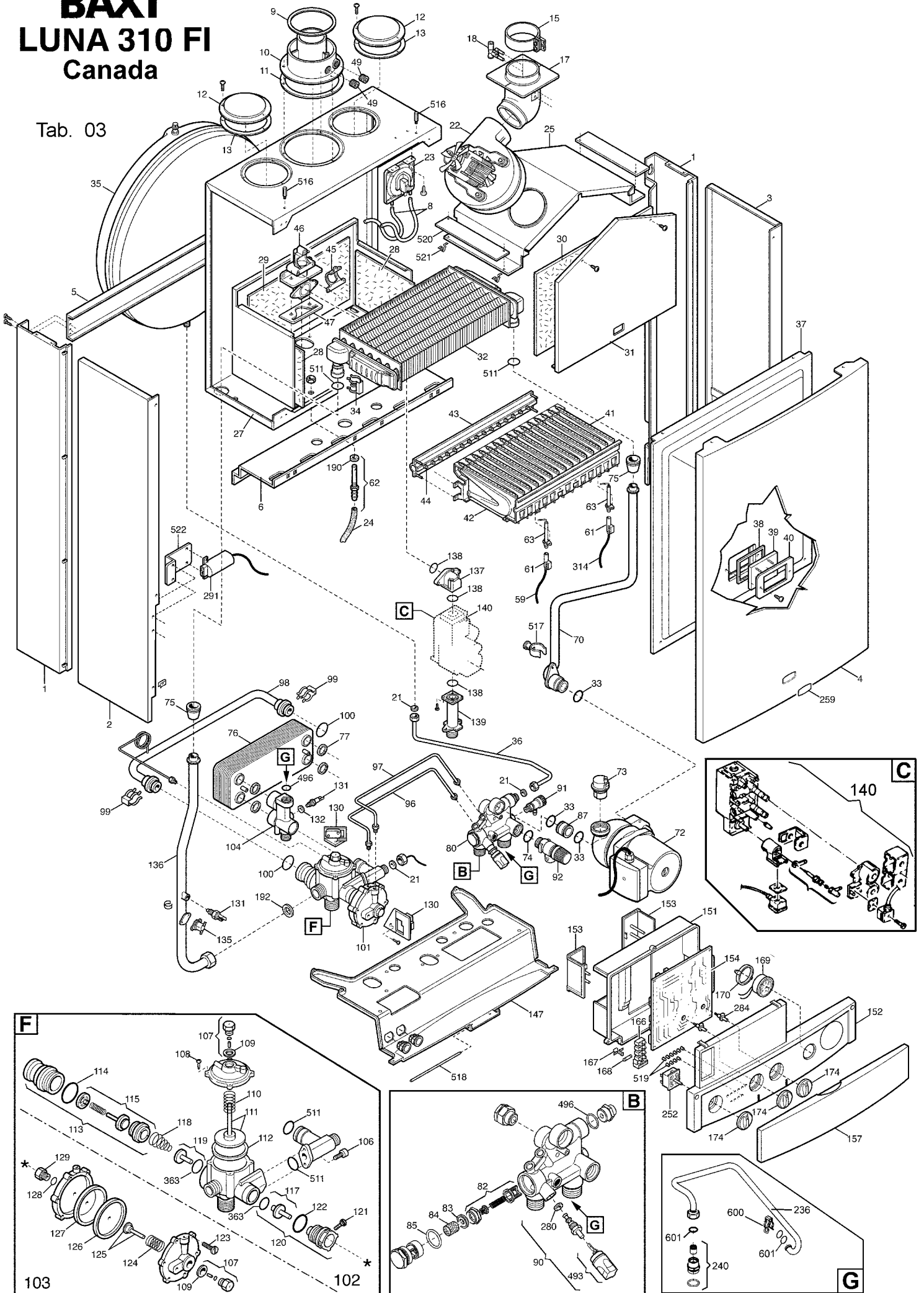


BAXI

LUNA 310 FI

Canada

Tab. 03

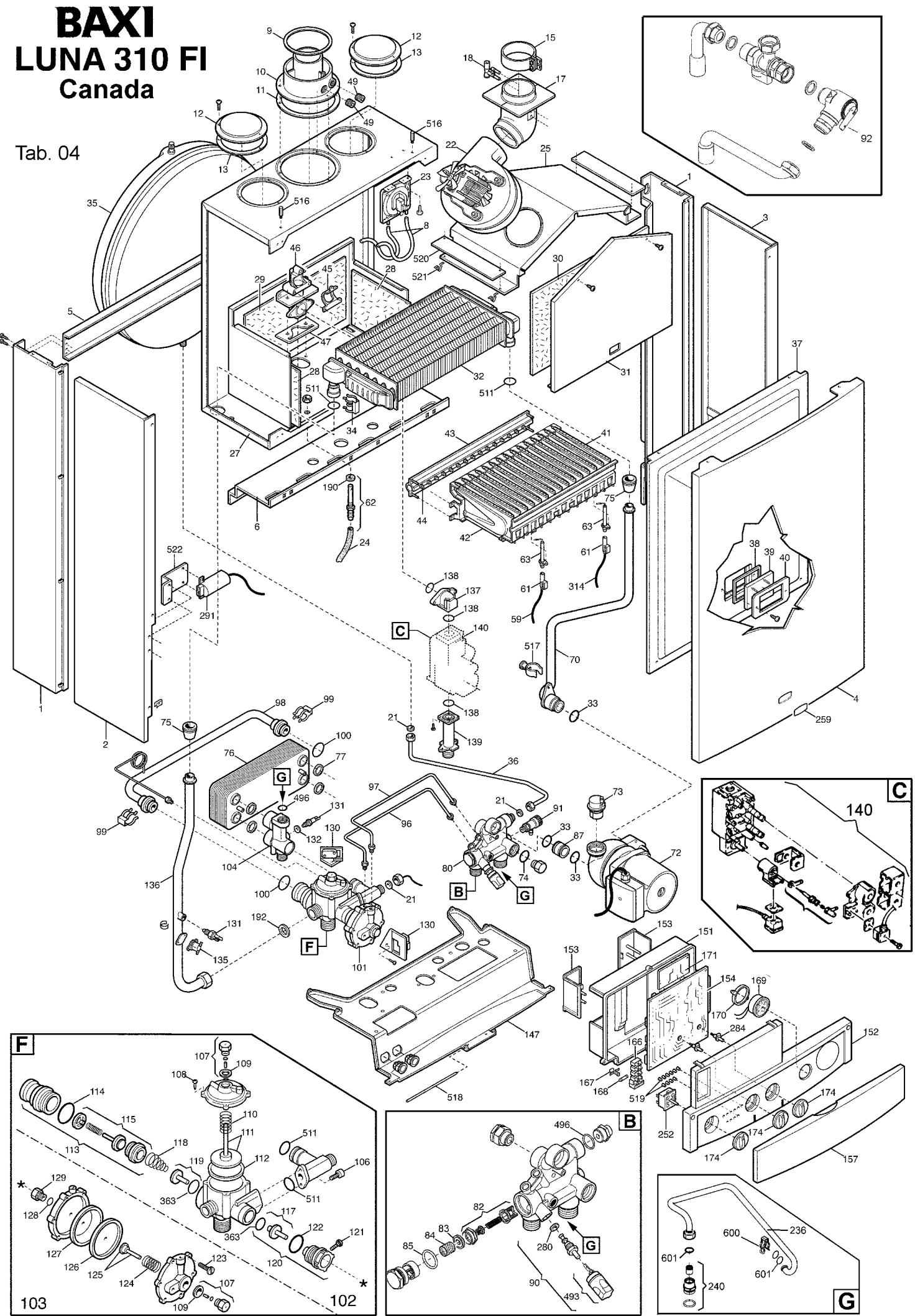


BAXI

LUNA 310 FI

Canada

Tab. 04



BAXI LUNA 310/ 1.310f.i. PARTS LIST

Pos.	Description	Code	tab1	tab2	tab3	tab4	
			1.31	1.31	310	310	
1	Lateral Rear Support	5653140	•	•	•	•	
2	Left Panel Assembly	5681390	•	•	•	•	
3	Right Panel Assembly	5681380	•	•	•	•	
4	Frontal Panel Assembly	5116680	•	•	•	•	
5	Upper Traverse	5110290	•	•	•	•	
6	Lower Traverse	5109640	•	•	•	•	
8	Pressure Switch Air Pipe L=270	5408080	•	•	•	•	
9	Suction Restrictor D.80	5108700	•	•	•	•	
10	Flue Flange	5207060	•	•	•	•	
11	Flange Gasket	5407890	•	•	•	•	
12	Suction Cap	5108690	•	•	•	•	
13	Suction Cap Gasket	5407400	•	•	•	•	
15	Joint Assembly (w/gasket and screws)	600530	•	•	•	•	
17	Conveyor Bend	5211090	•	•	•	•	
18	Plastic Flue Venturi	5407050	•	•	•	•	
21	Gasket	5402050	•	•	•	•	
22	1 Speed Fan	5660110	•	•	•	•	
23	Fan Air Pressure Switch (HUBA 95-115pa)	710794000	•	•	•	•	
24	Compensation Pipe L= 150	5407930	•	•	•	•	
25	Conveyor Assembly	5653180	•	•	•	•	
27	Combustion Chamber Assembly	5659770	•	•	•	•	
28	Lateral Insulating Panel	5213190	•	•	•	•	
29	Rear Insulating Panel	5213290	•	•	•	•	
30	Front Insulating Panel	5213340	•	•	•	•	
31	Combustion Chamber Panel	5111850	•	•	•	•	
32	Primary Heat Exchanger	5689340	•	•	•	•	
33	O-Ring 22 x 3 EPDM	5403130	•	•	•	•	
34	Primary Exchanger Fixing Clip	5112510	•	•	•	•	
35	Expansion Vessel 10L	5690740	•	•	•	•	
36	Expansion Vessel Pipe	5653290	•	•	•	•	
37	Sealed Chamber Front Panel	5655750	•	•	•	•	
38	Pilot Sight Glass Gasket	5401610	•	•	•	•	
39	Pilot Sight Glass	5203930	•	•	•	•	
40	Pilot Sight Frame	5103360	•	•	•	•	
41	Burner Assembly (15 Elements)	5653300	•	•	•	•	
42	Burner Element	5604090	•	•	•	•	
43	Gas Ramp w/ N.G. Injectors	607410	•	•	•	•	
44	LPG Injectors Set	613080	•	•	•	•	
44	N.G. Injectors Set	608430	•	•	•	•	
45	Gas Ramp Gasket	5407940	•	•	•	•	
46	Gas Ramp Connecting Flange Assembly	5657180	•	•	•	•	
47	Gasket (Gas Ramp/Sealed Chamber)	5407810	•	•	•	•	
49	Flue Flange Cap M14 x 1	5207070	•	•	•	•	
59	Ignition Electrode Cable	8419050	•	•	•	•	
61	Electrode Protection Cap	5407830	•	•	•	•	
62	Sealed Chamber Hose Adapter Assembly	5643090	•	•	•	•	
63	Ignition Electrode	8422570	•	•	•	•	
70	Pipe Assembly (Pump/Exchanger)	5688850	•	•	•	•	
72	Pump (Grandfos UPS 15-62)	5660100	•	•	•	•	

73	Automatic Air Vent w/ O-ring	607290	•	•	•	•	
74	O-Ring	5405830	•	•	•	•	
75	Gasket (Water Pipe/Sealed Chamber)	5404670	•	•	•	•	
76	DHW Plate Heat Exchanger (14 Plate)	5686680			•	•	
77	DHW Exchanger Gasket	5404520			•	•	
80	Hydraulic Inlet Assembly	5655650	•	•			
80	Hydraulic Inlet Assembly	5659420			•	•	
82	Hydraulic Venturi Assembly	5630170			•	•	
83	Flow Restrictor 12L/min.	5657230			•	•	
84	Filter D.13,5	5111180			•	•	
85	O-Ring 20,63 x 2,62	5405350			•	•	
87	Pump Connecting Element	5210710	•	•	•	•	
90	Filling Tap Assembly	5630180			•	•	
91	Draining Tap	5652030	•	•	•	•	
92	1/2" Hydraulic Safety Valve Assembly	5659760	•		•		
92	3/4" Hydraulic Safety Valve Assembly	5669850		•		•	
96	Pressure Pipe (positive)	5653280			•	•	
97	Pressure Pipe (negative)	5653270			•	•	
98	By-Pass Pipe Assembly	5653260			•	•	
98	By-Pass Pipe Assembly	5628240	•	•			
99	By-Pass Pipe Fixing Clip	5108130	•	•	•	•	
100	O-Ring 13,94 x 2,62 x EPDM	5406630	•	•	•	•	
101	3 Port Valve / Pressure Switch/ Sensor Assy.	5653590			•	•	
102	By-Pass/ Pressure Switch	5628230	•	•			
102	3 Port/ Pressure Switch Assy.(Sub.5646200)	607250			•	•	
103	Sensor Assembly (DHW Pressure Switch)	5629950			•	•	
104	Sanitary Outlet Connection	5653840			•	•	
106	Screw M5 x 12	8101430			•	•	
107	Pin Guide Assembly	5630250	•	•	•	•	
108	Screw M4 x12	8101420	•	•	•	•	
109	Gasket 10 x 14 x 1,5	5207810	•	•	•	•	
110	Spring	8380530	•	•	•	•	
111	Pressure Switch Plate Assembly	5630240	•	•	•	•	
112	3 Port Valve Diaphragm	5405320			•	•	
112	Diaphragm	5405960	•	•			
113	By-Pass Assembly- Combination	5630190			•	•	
113	By-Pass Assembly- Heat Only	5635220	•	•			
114	O-Ring 26,64 x 2,62	5403820			•	•	
115	By-Pass Plug Assembly	5645660	•	•	•	•	
117	Sanitary Plate Assembly	5646180			•	•	
118	Conic Spring	8380520			•	•	
119	Heating Plate Assembly	5646170			•	•	
120	Sanitary Plug Assembly	5646190			•	•	
121	Screw M5 x 10	8101410			•	•	
122	O-Ring 23,47 x 2,62	5405370	•	•	•	•	
123	Screw M5 x 13	8101440			•	•	
124	Spring	8380540			•	•	
125	Microswitch Operating Pin	5630260			•	•	
126	DHW Pressure Switch Plate Assembly	5630270			•	•	
127	DHW Pressure Switch Diaphragm	5405330			•	•	
128	O-Ring 2,6 x 1,9	5405400			•	•	
129	Pin Guide	5207860			•	•	

130	Microswitch w/ Lever Assembly	5643910	•	•	•	•	
131	NTC Sensor	8434820	•	•	•	•	
132	NTC Sensor Gasket	5402830			•	•	
135	Hi-Limit Thermostat (105°C)	9950760	•	•	•	•	
136	Exchanger/ 3 Port Valve Pipe	5655460			•	•	
136	Exchanger/ 3 Port Valve Pipe	5656010	•	•			
137	Connecting Element (Gas Valve/ Ramp)	5210700	•	•	•	•	
138	O-Ring 22,22 x 2,62	5402010	•	•	•	•	
139	Gas Valve Inlet Connection	5210630	•	•	•	•	
140	Gas Valve	5643300	•	•	•	•	
147	Connection Traverse	5659750	•	•	•	•	
151	Electric Box Rear Cover	5408570	•	•	•	•	
152	Printed Control Panel- Luna 1.310f.i.	5660990	•	•			
152	Printed Control Panel- Luna 310f.i.	5659790			•	•	
153	Terminal Board Cover	5408580	•	•	•	•	
154	P.C.B Printed Circuit Board	5660090	•	•	•	•	
157	Control Panel Cover	5407820	•	•	•	•	
166	Terminal Block	8421590	•	•	•	•	
167	Fuse Holder	5405340	•	•	•	•	
168	Fuse 3.15A - 250V	8422730	•	•	•	•	
169	Manometer (Pressure Guage)	9951830	•	•	•	•	
170	Manometer Support	5407750	•	•	•	•	
174	Luna Selector Knob	5408150	•	•	•	•	
190	Gasket G3/8" 8 x 15 x 2 WRC	5404970	•	•	•	•	
191	Gasket G1/2" 12 x 18 x 2 WRC	5408970	•	•	•	•	
192	Gasket G3/4" 17 x 24 x 2 WRC	5404650	•	•	•	•	
200	Combination Connection Assembly	5669930			•	•	
200	Heat Only Connection Assembly	5669870	•	•			
236	Filling Pipe Assembly	5657300			•	•	
240	Retaining Valve Assembly	608980			•	•	
252	Selector Switch (4 position)	8434550	•	•	•	•	
259	Baxi Brand Label	5657100	•	•	•	•	
280	Gasket 14,2 x 18 x 1,5	5207730			•	•	
284	Potentiometer Pin	5405990	•	•	•	•	
291	Ignitor w/ Cable	5659850	•	•	•	•	
314	Flame Sensing Electrode Cable	8418870	•	•	•	•	
363	O-Ring 13,6 x 2,7	5410020			•	•	
493	Filling Knob Assembly	605660			•	•	
496	O-Ring	400020	•	•	•	•	
511	O-Ring 17,86 x 2,62	5404600	•	•	•	•	
516	Pin	5210670	•	•	•	•	
517	Pipe Fixing Element	5407840	•	•	•	•	
518	Control Panel Pin	5112040	•	•	•	•	
519	Neon Glass	5407780	•	•	•	•	
520	Flap	5112050	•	•	•	•	
521	Flap Fixing Spring	8380730	•	•	•	•	
522	Ignitor Support Bracket	5655180	•	•	•	•	
527	Hole Plate	5408000	•	•			
528	Clip on NTC Sensor	5695450	•	•			
600	Fixing Spring	5112530			•	•	
601	O-Ring 8,73 x 1,78	5408560			•	•	
627	PCB Connector (From S/N B523...)	5678080				•	

999	Room Therm PCB Wiring- 24V (from S/N B523)	8512120				•	
999	Wiring- PCB Input	8419470	•	•	•	•	
999	High Voltage Wiring Harness	5659840			•	•	
999	Low Voltage Wiring Harness (Combination)	5659860			•	•	
999	Low Voltage Wiring Harness (Heat Only)	5661000	•	•			

BAXI

BAXI S.p.A.
Via Trozzetti, 20
36061 BASSANO DEL GRAPPA (VI)
ITALY
Tel. +390424517111
Telefax +390424517379